

STAKEHOLDER FEEDBACK ANALYSIS REPORT

2018 - 2019

Report of Analysis of Feedback on Curriculum Collected From Different Stakeholders

Academic Year: 2018-2019

STUDENT FEEDBACK

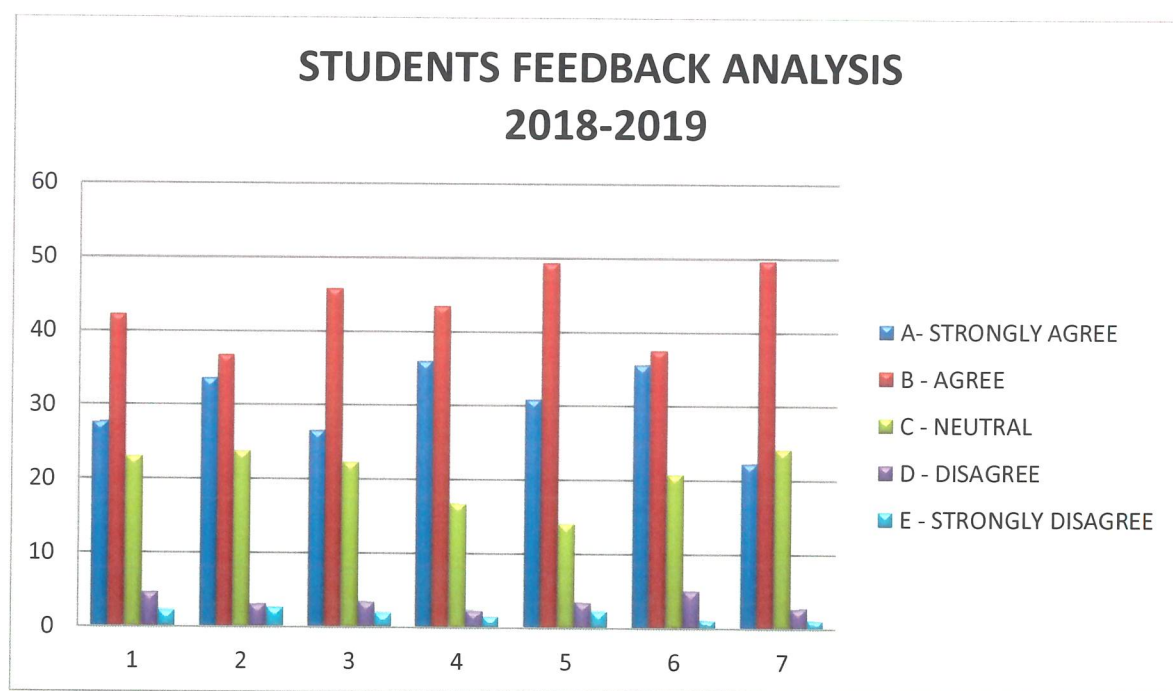
Institution's first and foremost priority is to engage students in all quality aspects. Feedback collected from students is an important feature of quality improvement and development. A definite five-point scale is used, which helps to measure and analyze the feedback. 256 feedback responses gathered from the students.

Q u e s t i o n N o.	Curriculum Evaluation Points	Response in %				
		Strongly Agree - A	Agree - B	Neutral - C	Disagree - D	Strongly Disagree - E
1	Curriculum possess current updations	27.73438	42.1875	23.04688	4.6875	2.34375
2	Curriculum content is interesting	33.59375	36.71875	23.82813	3.125	2.734375
3	Curriculum fulfilling your expectation	26.5625	45.70313	22.26563	3.515625	1.953125
4	Curriculum helping in developing your personality	35.9375	43.35938	16.79688	2.34375	1.5625



Principal
Dharmalakshmi Srinivasan College
of Engineering & Technology
Chennai-603 104
11/7/23

5	Curriculum observed relevant in your daily life	30.85938	49.21875	14.0625	3.515625	2.34375
6	Curriculum is pertinent to provide solution for any local problems	35.54688	37.5	20.70313	5.078125	1.171875
7	Need to include any skill based content along with current syllabus	22.26563	49.60938	24.21875	2.734375	1.171875



The students have given their valuable feedback responses about their curriculum which states that the students on an average of 30% strongly agree, 43% are agreed, 21% have been neutral, 4% disagree and 2% strongly disagree.




PRINCIPAL
 Dharmalakshmi Srinivasan College
 of Engineering & Technology
 ECR Mambalam - Chennai-603 104

FACULTY FEEDBACK

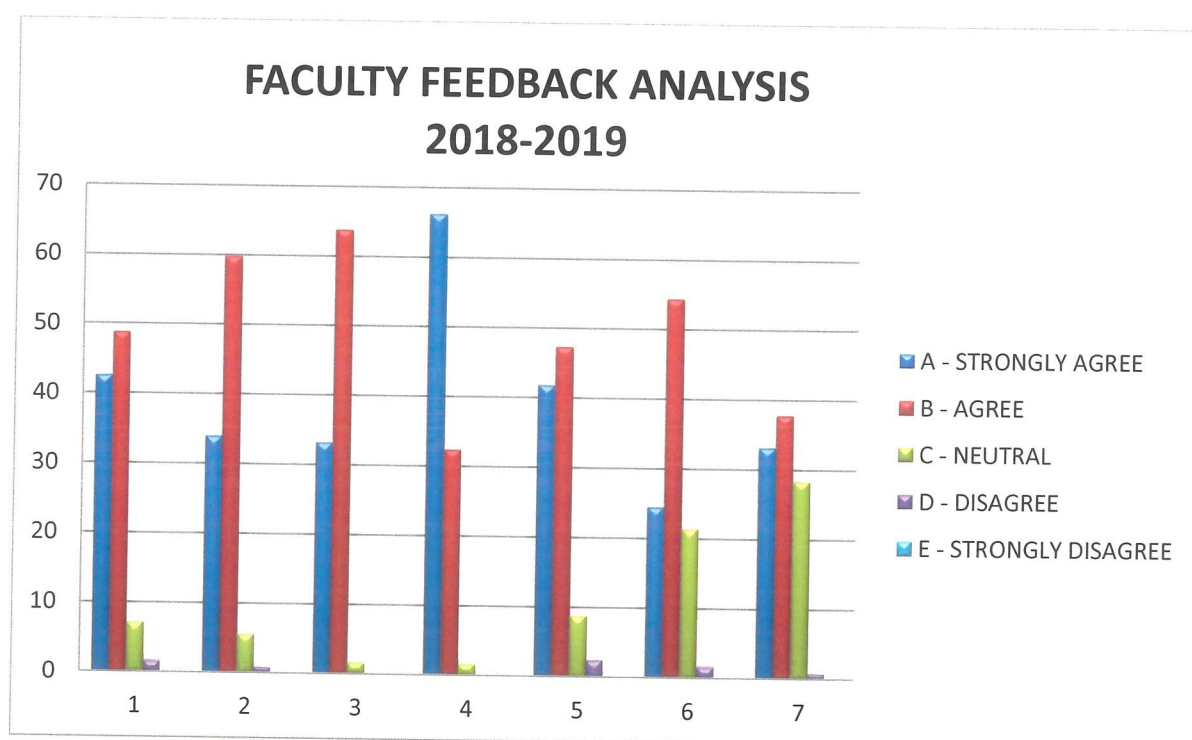
The DSCET is affiliated to Anna University and conforms to the prescribed curriculum. Faculties are given their valuable suggestion for the enhancement of the curriculum and program syllabus through feedback. 127 feedback responses are collected from faculties.

Q u e s t i o n N o.	Curriculum Evaluation Points	Response in %				
		Strongly Agree - A	Agree - B	Neutral - C	Disagree - D	Strongly Disagree - E
1	Need of syllabus updation	42.51969	48.8189	7.086614	1.574803	0
2	Course content is interesting	33.85827	59.84252	5.511811	0.787402	0
3	Programme outcomes of the syllabi is well defined	33.07087	63.77953	1.574803	0	0
4	Curriculum provides academic flexibility	66.14173	32.28346	1.574803	0	0
5	The course content satisfy the need of students	41.73228	47.24409	8.661417	2.362205	0




 Dhanalakshmi Engineering College
 of Engineering & Technology
 ECR Mamallapuram, Chennai-603 104.

6	Contain industry/research based electives	24.40945	54.33071	21.25984	1.574803	0
7	Curriculum enhance employability skills	33.07087	37.79528	28.34646	0.787402	0



The faculties have given their valuable suggestions through feedback responses about program syllabus which states that the faculties on an average of 39% strongly agree, 49% are agreed, 11% have been neutral, 1% disagree and 0% strongly disagree.




PRINCIPAL
 Dhanalakshmi Srinivasan College
 of Engineering & Technology
 FCR, Memallapuram, Chennai-603 104

ALUMNI FEEDBACK

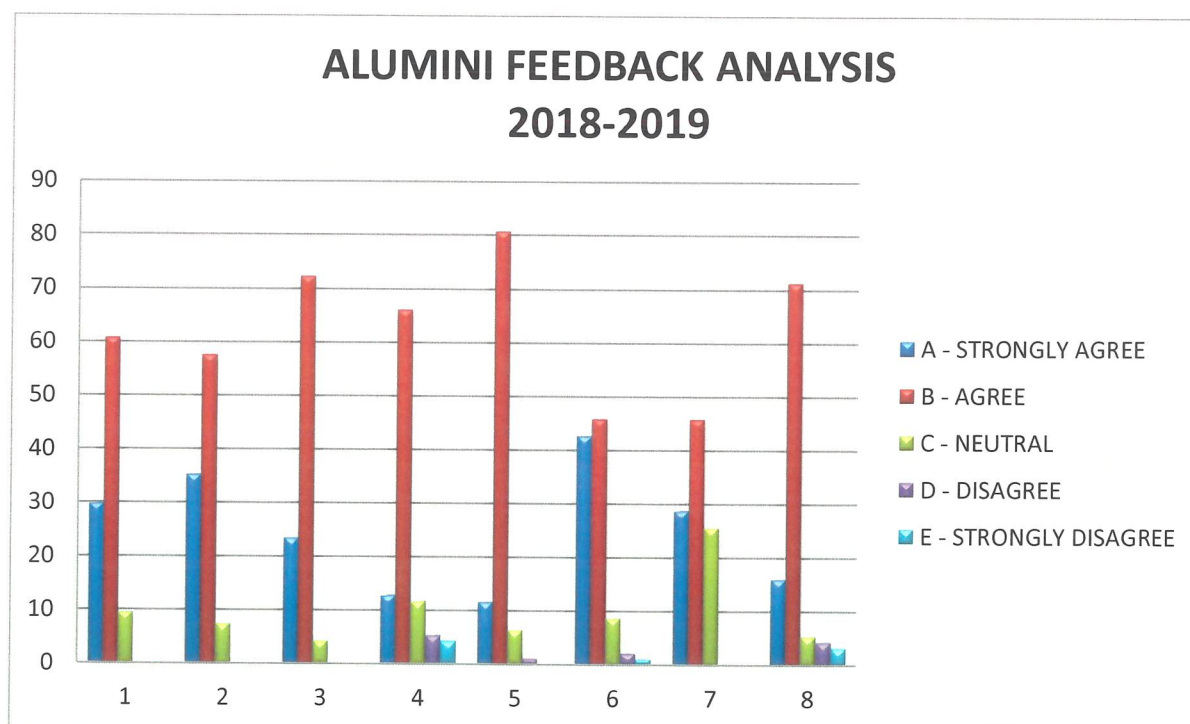
Alumni participation is the key for quality improvement, which also helps to identify the opportunities which prevail in an outside environment for our students. The alumni view point about curriculum is accumulated through feedback. Totally 94 alumni feedback responses are collected and analyzed as follows.


Q u e s t i o n N o.	Curriculum Evaluation Points	Response in %				
		Strongly Agree - A	Agree - B	Neutral - C	Disagree - D	Strongly Disagree – E
1	Need of syllabus updation	29.78723	60.6383	9.574468	0	0
2	Course content is interesting	35.10638	57.44681	7.446809	0	0
3	Course curriculum intellectually stimulate your learning	23.40426	72.34043	4.255319	0	0
4	Course curriculum gratifying your Expectations	12.76596	65.95745	11.70213	5.319149	4.255319
5	Curriculum helps in developing your personality	11.70213	80.85106	6.382979	1.06383	0




 Dhanalakshmi Srinivasan College
 of Engineering & Technology
 ECR, Mamaliapuram, Chennai-603 104
 11/7/23

6	Courses meet contemporary Requirements	42.55319	45.74468	8.510638	2.12766	1.06383
7	Reading material regarding curriculum is easily available	28.7234	45.74468	25.53191	0	0
8	Curriculum enhances employability	15.95745	71.2766	5.319149	4.255319	3.191489




PRINCIPAL
 Dhanalakshmi Srinivasan College
 of Engineering & Technology
 ECR Mamallapuram, Chennai-603 104

The alumni have given their viewpoint through feedback responses about program syllabus which states that the alumni's on an average of 25% strongly agree, 63% are agreed, 10% have been neutral, 1% disagree and 1% strongly disagree.

EMPLOYER FEEDBACK

Employer's viewpoint about the program and its curriculum can also be used for quality enhancement. 53 feedback responses are collected from employers and analyzed as follows.


Q u e s t i o n N o.	Curriculum Evaluation Points	Response in %				
		Strongly Agree - A	Agree - B	Neutral - C	Disagree - D	Strongly Disagree - E
1	Curriculum helps in providing industry-ready engineer	28.30189	45.28302	26.41509	0	0

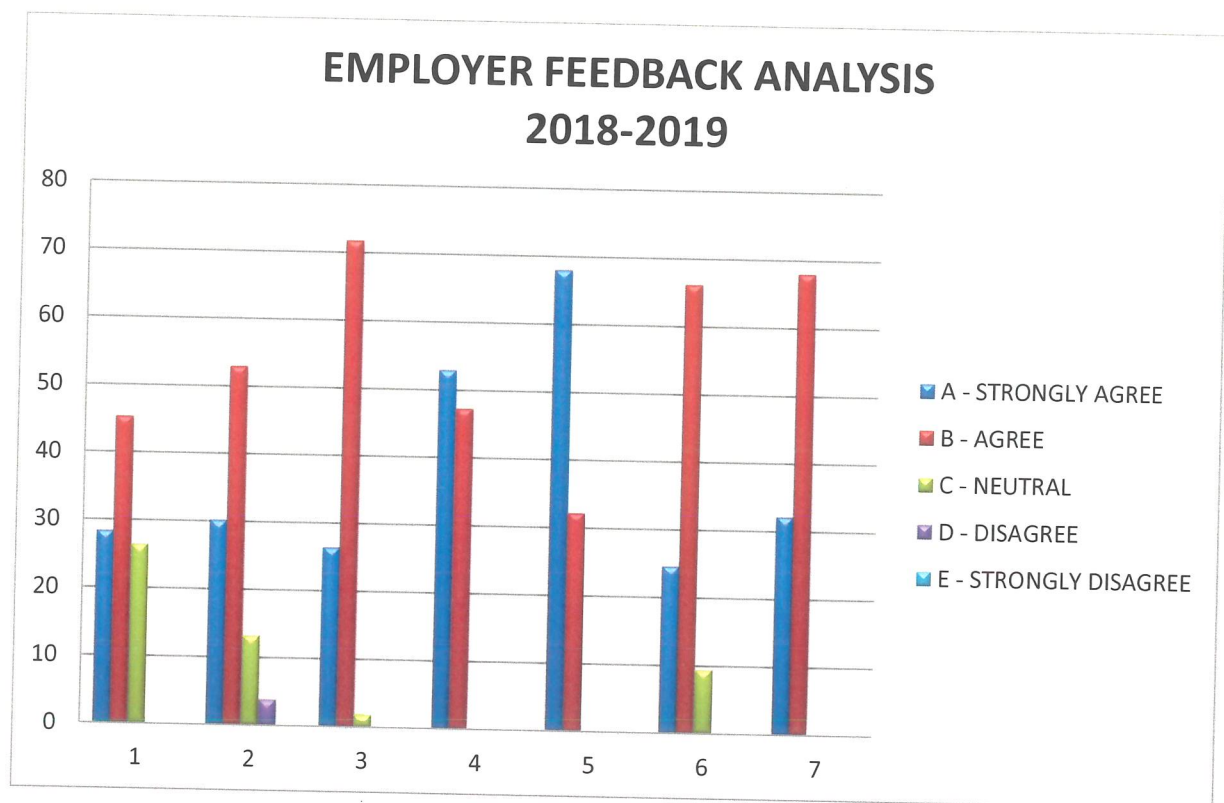


[Signature]
PRINCIPAL
 Dhanalakshmi Srinivasan College
 of Engineering & Technology
 502, Mamallapuram, Chennai-603 104


2	Curriculum is effective in developing innovative thinking	30.18868	52.83019	13.20755	3.773585	0
3	Syllabus is effective in developing skill oriented human resources	26.41509	71.69811	1.886792	0	0
4	Syllabus is helpful for development of team work abilities	52.83019	47.16981	0	0	0
5	The course content satisfy the need of employers	67.92453	32.07547	0	0	0
6	Syllabus effective in developing Entrepreneurship skills	24.5283	66.03774	9.433962	0	0
7	Curriculum enhance communication skills	32.07547	67.92453	0	0	0




 Dhanalakshmi Srinivasan College
 of Engineering & Technology
 ECR Mamallapuram, Chennai-603 104



The employers provided their valuable suggestions through feedback responses about the program and its curriculum which states that the employers on an average of 37.5% strongly agree, 55% are agreed, 7% have been neutral, 0.5% disagree and 0% strongly disagree.



Dhanalakshmi Srinivasan College
 of Engineering & Technology
 FCR Mamallapuram, Chennai-603 104